

The Oncology Challenge

Embrace Innovation. Pursue Outcomes. Manage Costs.

THE HIGH COST AND PREVALENCE OF CANCER

\$246B

direct cancer-related
healthcare spending in the
U.S. projected by 2030¹

~40%

of men and women will be
diagnosed with cancer at some
point in their lifetimes²

THE GROWING COMPLEXITY OF TREATMENT DECISIONS

1,300+

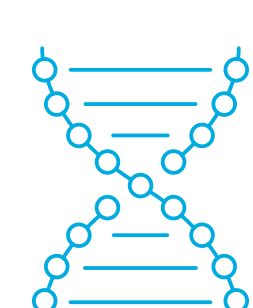
new cancer therapies
in development³

4,400

Clinical trials evaluating
PD-1/L1 Immune checkpoint
inhibitors⁴


2,900

Clinical trials assessing
PD-1/L1 checkpoint
inhibitors combined with
other therapies⁴

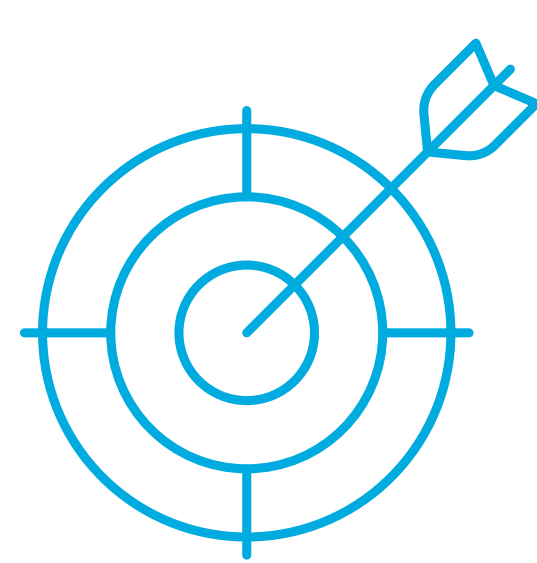


Newer therapy types emerging include immune-oncology,
gene therapy and personalized vaccines

SHIFT TO PATIENT-CENTRIC CARE



Patients are educating
themselves on specific
therapies, but unable
to know and consider
all options



Increase in direct to
consumer marketing
by Pharma



Genetic testing readily
available to consumers




Surge of Informed Patient
Advocates working on
behalf of patients for
best outcomes

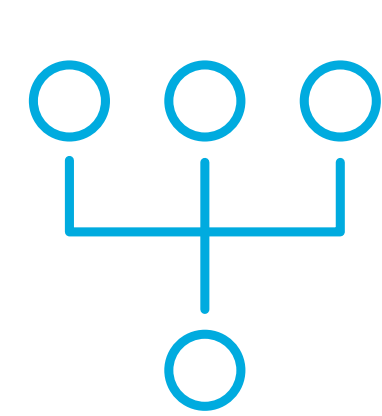
HOW DO YOU ALIGN HIGH QUALITY ONCOLOGY CARE WITH APPROPRIATE REIMBURSEMENT?



Enable High Quality
Oncology
Care



Integrate
Medical Policies



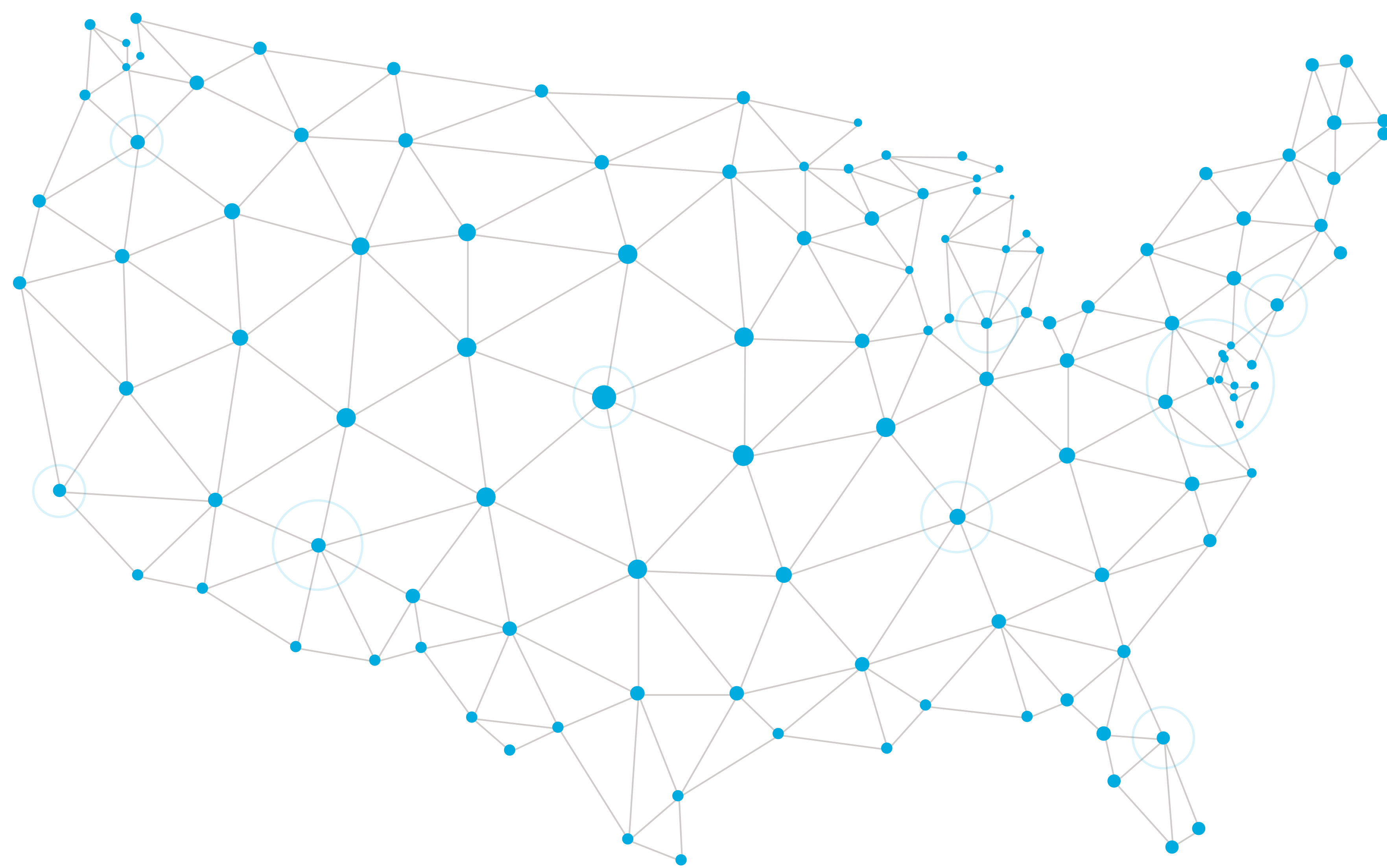
Streamline
Operational Workflows



Indicate
Payer Preferences



Ensure
Appropriate
Reimbursement



7,700+

practices across the U.S. already use Eviti Connect
to submit preauthorization for patient treatment.

1. American Cancer Society Cancer Action Network. (2020). *The Costs of Cancer* (p. 3).
2. Siegel RL, Miller KD, Fuchs H, Jemal A. (2022) Cancer Statistics, 2022. *CA: A Cancer Journal for Clinicians*. 72(1), 7-33.
3. America's Biopharmaceutical Companies. (2020). *Medicines in Development | 2020 Report Cancer* (p. 1).
4. Yu A, Upadhyaya S. (2020) PD-1/PD-L1 Landscape. *Cancer Research Institute*.

Eviti Connect®

To learn more, visit NantHealth.com
or email PayerSales@NantHealth.com

